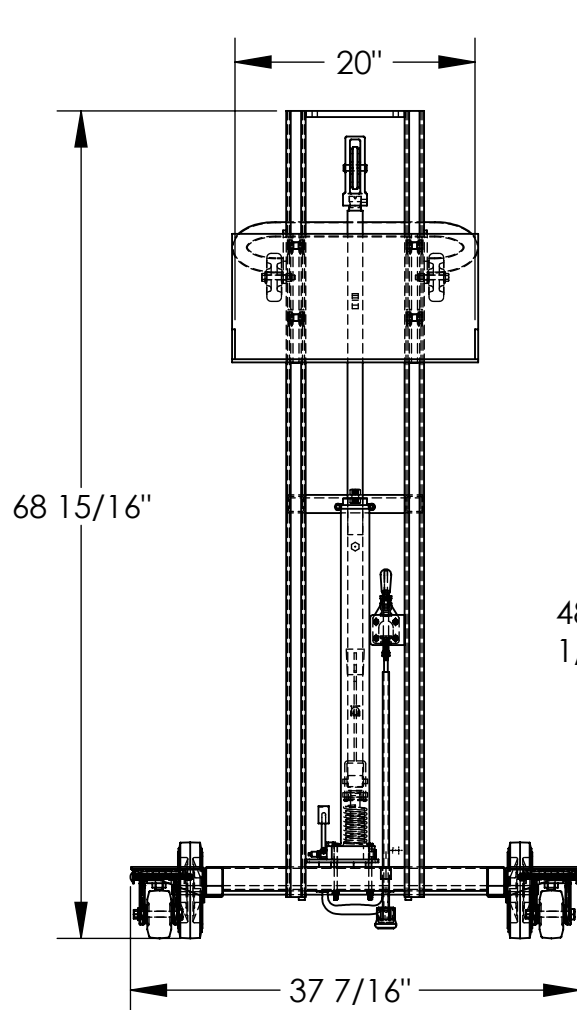


LOW PROFILE LITE LOAD LIFT - LLPH-500-4SFL

APPROX WEIGHT: 258.22 lbs.
DOES NOT INCLUDE WEIGHT OF POWER OR PACKAGING!!!

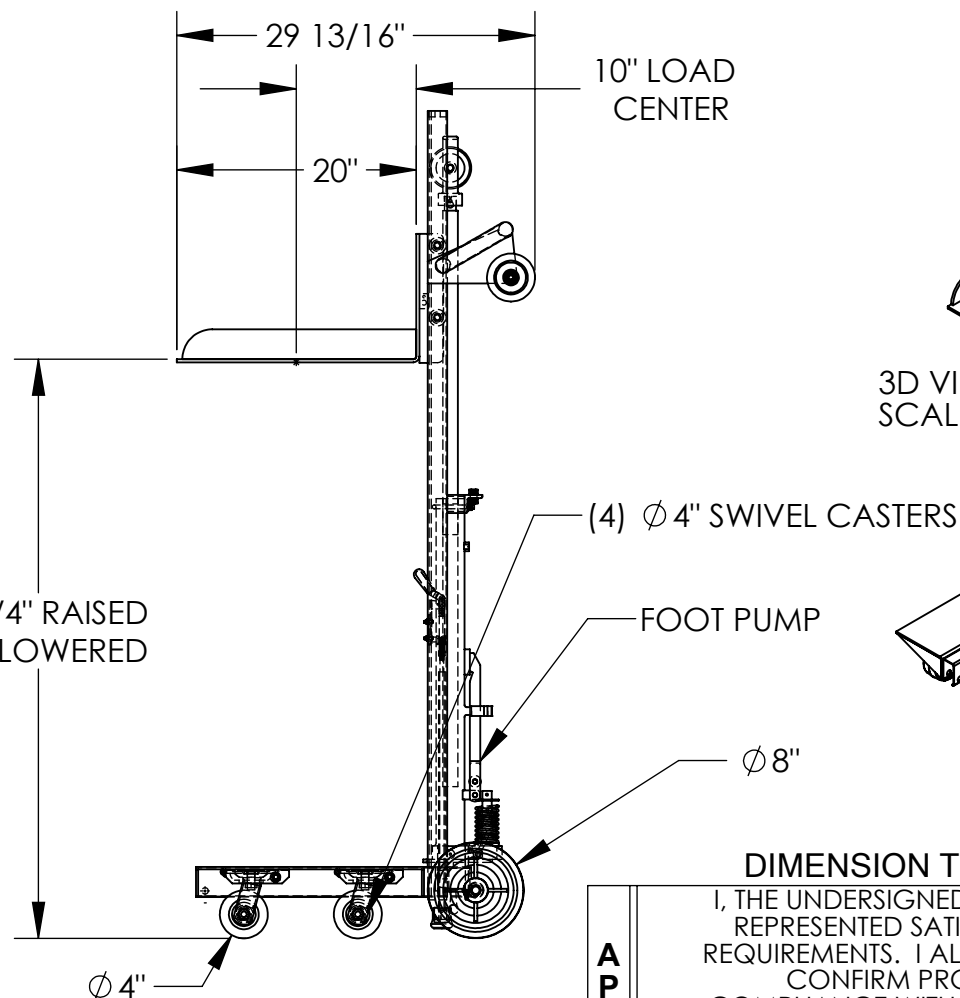
*** ANY ADDITIONS, DELETIONS, OR OMISSIONS MUST BE CORRECTED ON THIS DRAWING AS THIS DRAWING WILL BE CONSIDERED ALL INCLUSIVE ***

ALL GRAPHICS PROVIDED ARE FOR REFERENCE ONLY. IF CERTAIN DIMENSIONS ARE CRITICAL PLEASE VERIFY THOSE DIMENSIONS WITH YOUR SALESPERSON



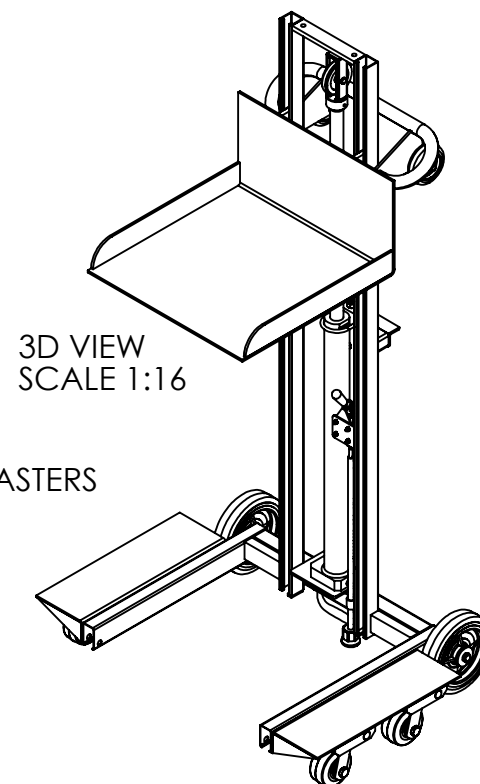
STANDARD FEATURES

MODEL NUMBER: LLPH-500-4SFL
CAPACITY: 500 LBS.
PLATFORM WIDTH: 20"
PLATFORM LENGTH: 20"
OVERALL WIDTH: 37 7/16"
OVERALL LENGTH: 29 13/16"
OVERALL HEIGHT: 68 15/16"
RAISED HEIGHT: 48 1/4"
LOWERED HEIGHT: 1/4"
FOOT PUMP OPERATION
STEEL CONSTRUCTION
TOUGH BAKED IN POWDER COATED BLUE FINISH



SPECIAL FEATURES

NONE



DIMENSION TOLERANCE $\pm 1/4$ "

I, THE UNDERSIGNED, AGREE THAT THE PRODUCT AS REPRESENTED SATISFIES DESIGN AND DIMENSION REQUIREMENTS. I ALSO ACKNOWLEDGE MY DUTY TO CONFIRM PRODUCT AND INSTALLATION COMPLIANCE WITH ALL APPLICABLE FEDERAL, STATE AND LOCAL REGULATIONS AND STANDARDS.

ANY MODIFIED UNITS ARE NON-RETURNABLE

[] As drawn [] As marked

Signed: _____ Date: _____

Printed Name: _____

LEAD TIME WILL START UPON RECEIPT OF SIGNED APPROVAL DRAWING

APPROVAL

FOR INTERNAL USE ONLY
PROJECT SIGN OFF

SALES	
ENG.	
FAB.	
POWER	

DISTRIBUTOR'S NAME:

VESTIL MANUFACTURING

DRAWN BY: WHR

DATE: 01/18/2012

REFERENCE: X

SCALE: 1:16

QUOTED LEAD TIME: X

QUOTE #
X

P.O.# X

W.O.# X

SALES: X

FILE NAME:

42-007-014