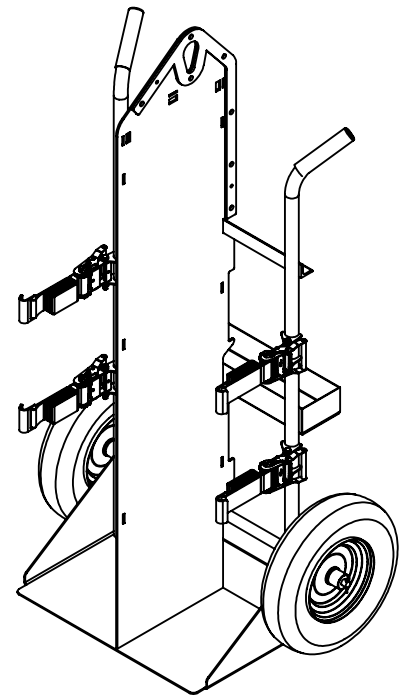
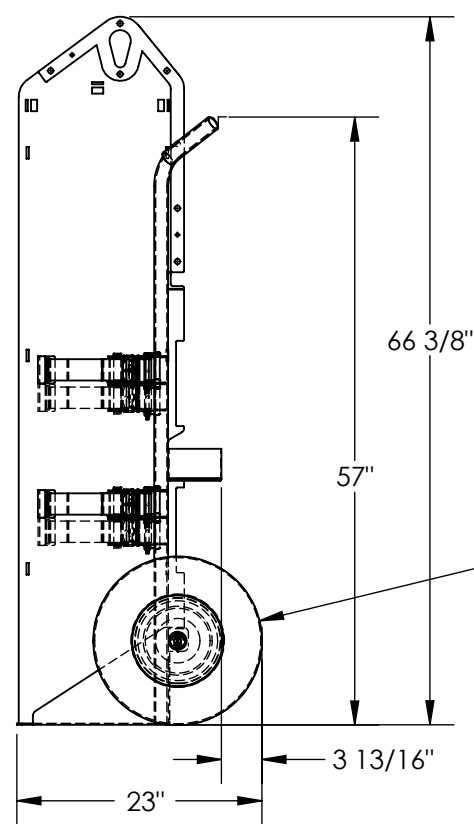
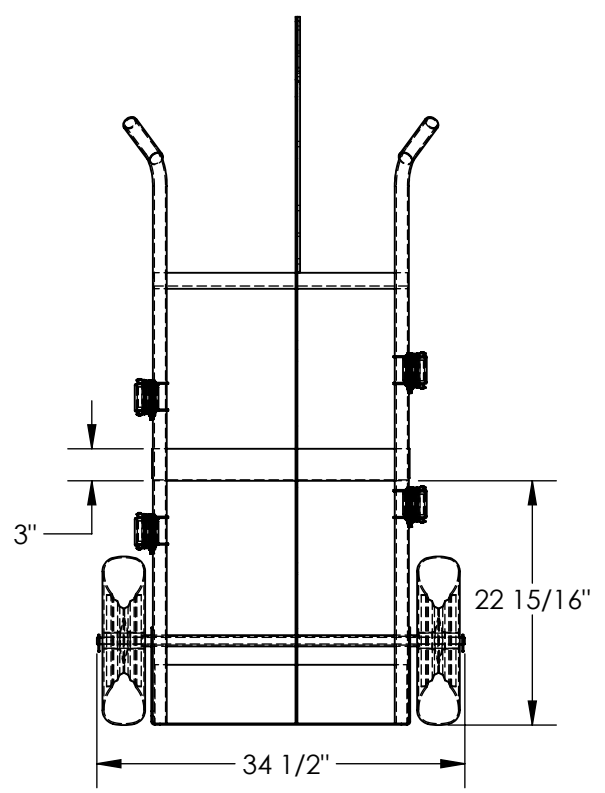
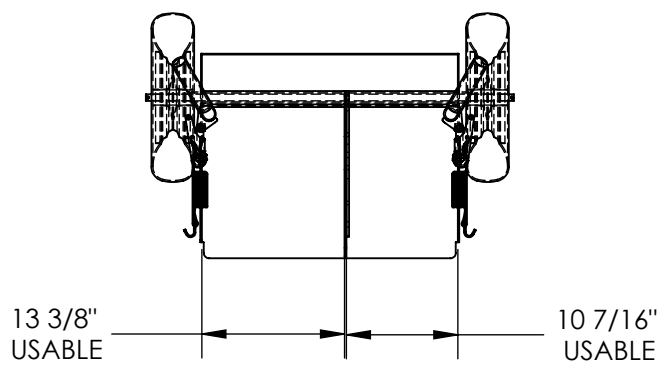


HEAVY DUTY ECONOMY CYLINDER CART - CYL-EH

APPROX WEIGHT: 130.53 lbs.
 DOES NOT INCLUDE WEIGHT OF POWER OR PACKAGING!!!

ANY ADDITIONS, DELETIONS, OR OMISSIONS MUST BE CORRECTED ON THIS DRAWING AS THIS DRAWING WILL BE CONSIDERED ALL INCLUSIVE



FOR INTERNAL USE ONLY	
PROJECT SIGN OFF	
SALES	
ENG.	
FAB.	
POWER	

ALL GRAPHICS PROVIDED ARE FOR REFERENCE ONLY. IF CERTAIN DIMENSIONS ARE CRITICAL PLEASE VERIFY THOSE DIMENSIONS WITH YOUR SALESPERSON

DIMENSION TOLERANCE +/- 1/4"

STANDARD FEATURES

- MODEL NUMBER IS CYL-EH
- CAPACITY IS 500 LBS
- OVERALL WIDTH IS 34 1/2"
- LEFT SIDE USABLE WIDTH IS 13 3/8"
- RIGHT SIDE USABLE WIDTH IS 10 7/16"
- OVERALL DEPTH IS 23"
- OVERALL HEIGHT IS 66 3/8"
- STRAPS TO SECURE TANKS
- 16" PNEUMATIC WHEELS
- TOUGH BAKED IN POWDERCOATED YELLOW FINISH

SPECIAL FEATURES

NONE

APPROVAL	I, THE UNDERSIGNED, AGREE THAT THE PRODUCT AS REPRESENTED SATISFIES DESIGN AND DIMENSION REQUIREMENTS. I ALSO ACKNOWLEDGE MY DUTY TO CONFIRM PRODUCT AND INSTALLATION COMPLIANCE WITH ALL APPLICABLE FEDERAL, STATE AND LOCAL REGULATIONS AND STANDARDS.	
	ANY MODIFIED UNITS ARE NON-RETURNABLE	
	[] As drawn [] As marked	
	Signed: _____	Date: _____
Printed Name: _____		
<i>LEAD TIME WILL START UPON RECEIPT OF SIGNED APPROVAL DRAWING</i>		

DISTRIBUTOR'S NAME:		P.O.#
VESTIL MANUFACTURING		X
		W.O.#
		X
DRAWN BY: TJM	DATE: 03/05/10	SALES: X
REFERENCE: X	SCALE: 1:18	FILE NAME:
QUOTED LEAD TIME: X	QUOTE # X	16-007-238