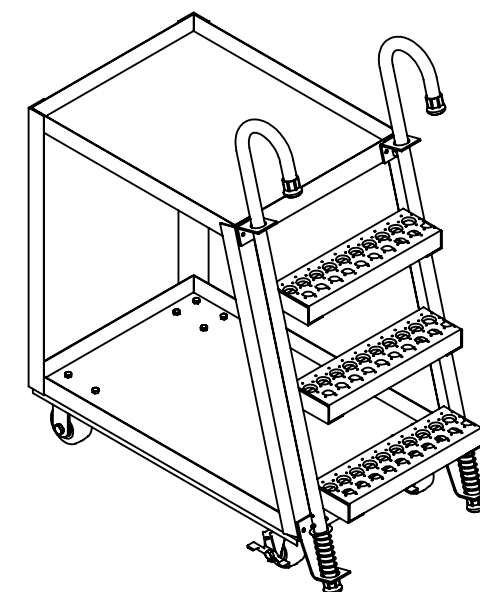
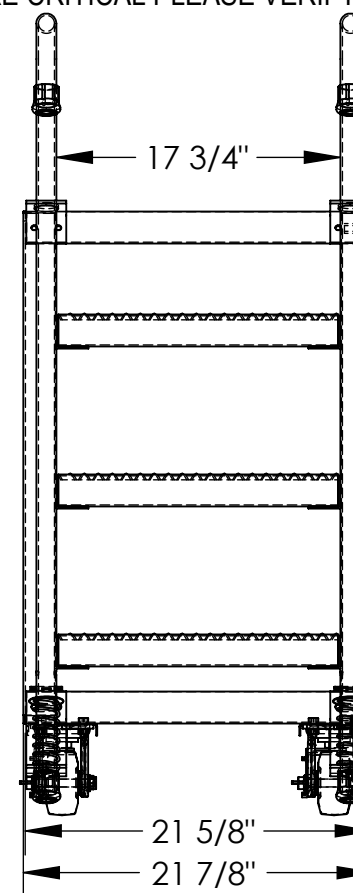
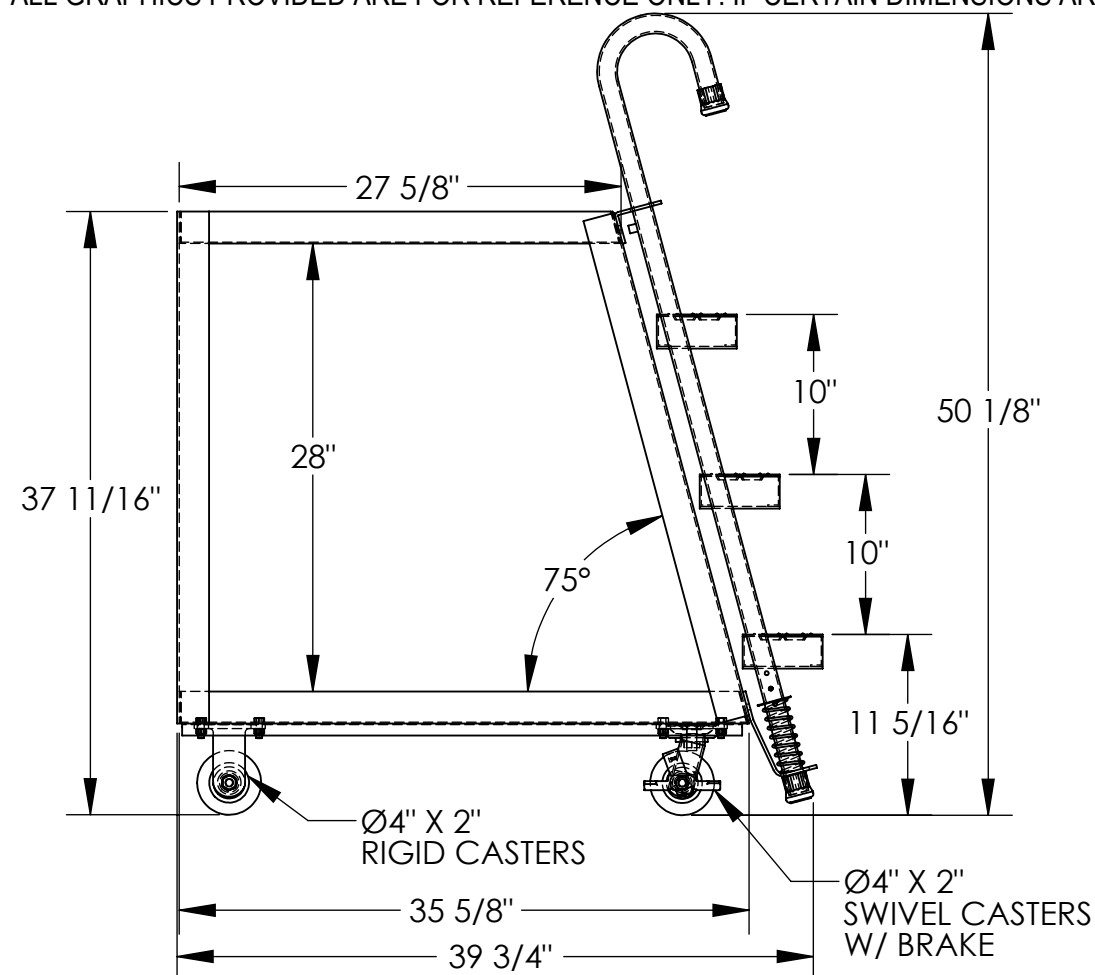


2-SHELF STOCKPICKER TRUCK - SPS2-2236

APPROX WEIGHT: 116.74 lbs.
DOES NOT INCLUDE WEIGHT OF POWER OR PACKAGING!!!

*** ANY ADDITIONS, DELETIONS, OR OMISSIONS MUST BE CORRECTED ON THIS DRAWING AS THIS DRAWING WILL BE CONSIDERED ALL INCLUSIVE ***

ALL GRAPHICS PROVIDED ARE FOR REFERENCE ONLY. IF CERTAIN DIMENSIONS ARE CRITICAL PLEASE VERIFY THOSE DIMENSIONS WITH YOUR SALESPERSON



3D VIEW SHOWN FOR
REFERENCE ONLY

DIMENSION TOLERANCE $\pm 1/4$ "

STANDARD FEATURES

MODEL NUMBER IS SPS2-2236
CAPACITY IS 1000 LBS. (550 LBS. PER SHELF)
OVERALL WIDTH IS 21 7/8"
OVERALL LENGTH IS 39 3/4"
OVERALL HEIGHT IS 50 1/8"
BOTTOM SHELF SIZE IS 21 5/8" X 35 5/8"
TOP SHELF SIZE IS 21 5/8" X 27 5/8"
TOP SHELF HEIGHT IS 37 11/16"
SHELF CLEARANCE IS 28"
CASTERS ARE 4" X 2" MOLD-ON-RUBBER
(2) RIGID, (2) SWIVEL
STEEL FRAME CONSTRUCTION
TOUGH BAKED IN POWDER COATED BLUE FINISH
LADDER CAPACITY IS 350 LBS

SPECIAL FEATURES

NONE

APPROVAL

I, THE UNDERSIGNED, AGREE THAT THE PRODUCT AS
REPRESENTED SATISFIES DESIGN AND DIMENSION
REQUIREMENTS. I ALSO ACKNOWLEDGE MY DUTY TO
CONFIRM PRODUCT AND INSTALLATION
COMPLIANCE WITH ALL APPLICABLE FEDERAL, STATE
AND LOCAL REGULATIONS AND STANDARDS.

ANY MODIFIED UNITS ARE NON-RETURNABLE

[] As drawn [] As marked

Signed: _____ Date: _____

Printed Name: _____

LEAD TIME WILL START UPON RECEIPT OF SIGNED APPROVAL DRAWING

FOR INTERNAL USE ONLY
PROJECT SIGN OFF

| | |
|-------|--|
| SALES | |
| ENG. | |
| FAB. | |
| POWER | |

DISTRIBUTOR'S NAME:

VESTIL MANUFACTURING

DRAWN BY: WHR

DATE: 08/17/11

REFERENCE: X

SCALE: 1:12

QUOTED LEAD TIME: X

QUOTE # X

P.O.# X

W.O.# X

SALES: X

FILE NAME:

32-007-013