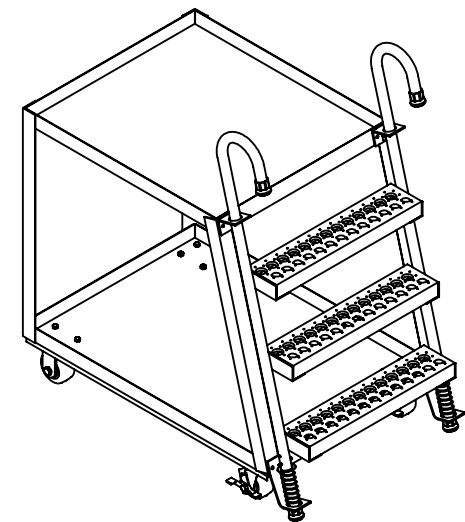
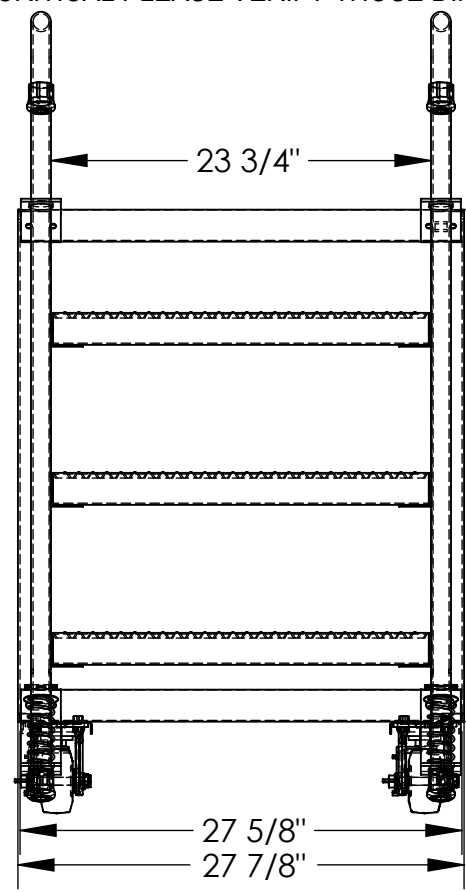
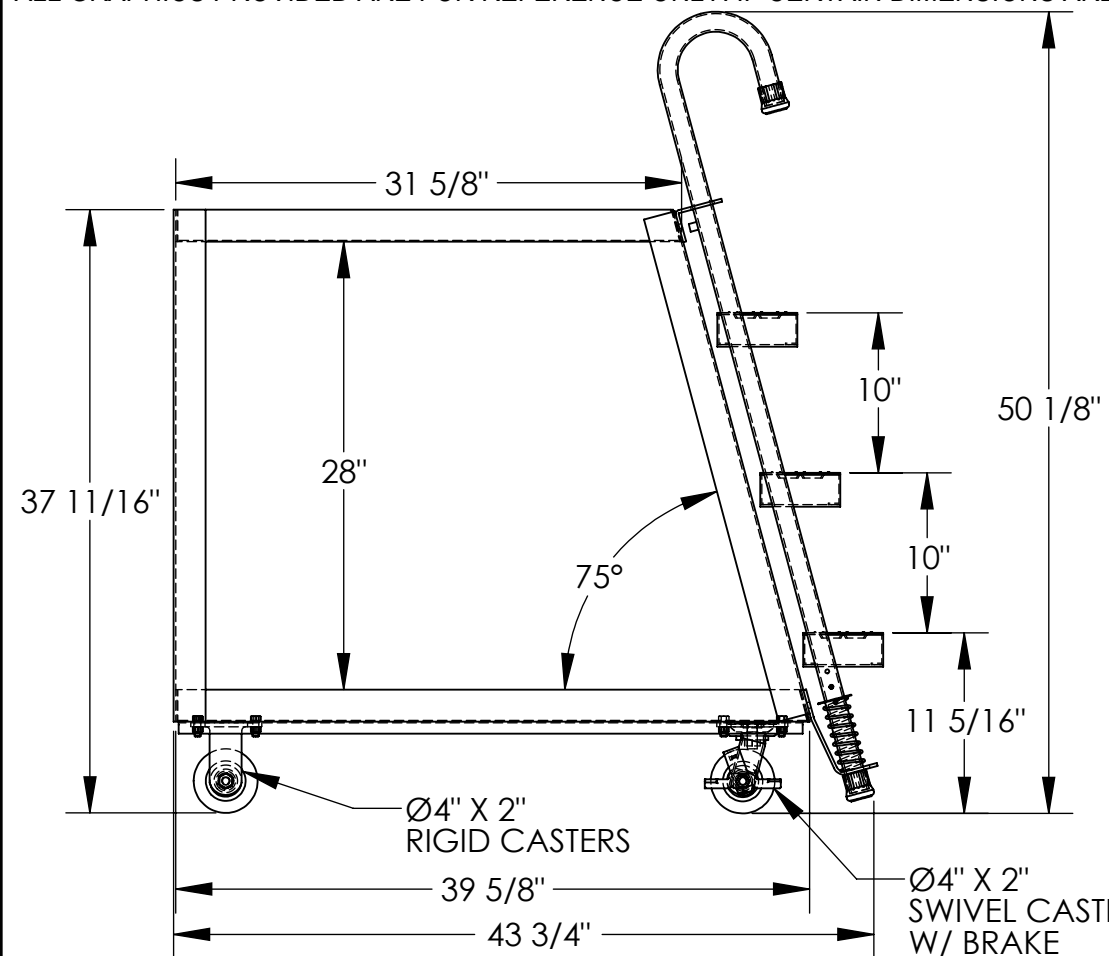


# 2-SHELF STOCKPICKER TRUCK - SPS2-2840

APPROX WEIGHT: 136.54 lbs.  
DOES NOT INCLUDE WEIGHT OF POWER OR PACKAGING!!!

\*\*\* ANY ADDITIONS, DELETIONS, OR OMISSIONS MUST BE CORRECTED ON THIS DRAWING AS THIS DRAWING WILL BE CONSIDERED ALL INCLUSIVE \*\*\*

ALL GRAPHICS PROVIDED ARE FOR REFERENCE ONLY. IF CERTAIN DIMENSIONS ARE CRITICAL PLEASE VERIFY THOSE DIMENSIONS WITH YOUR SALESPERSON



3D VIEW SHOWN FOR REFERENCE ONLY

DIMENSION TOLERANCE ± 1/4"

## STANDARD FEATURES

- MODEL NUMBER IS SPS2-2840
- CAPACITY IS 1000 LBS. (550 LBS. PER SHELF)
- OVERALL WIDTH IS 27 7/8"
- OVERALL LENGTH IS 43 3/4"
- OVERALL HEIGHT IS 50 1/8"
- BOTTOM SHELF SIZE IS 27 5/8" X 39 5/8"
- TOP SHELF SIZE IS 27 5/8" X 31 5/8"
- TOP SHELF HEIGHT IS 37 11/16"
- SHELF CLEARANCE IS 28"
- CASTERS ARE 4" X 2" MOLD-ON-RUBBER  
(2) RIGID, (2) SWIVEL
- STEEL FRAME CONSTRUCTION
- TOUGH BAKED IN POWDER COATED BLUE FINISH
- LADDER CAPACITY IS 350 LBS

## SPECIAL FEATURES

NONE

**APPROVAL**

I, THE UNDERSIGNED, AGREE THAT THE PRODUCT AS REPRESENTED SATISFIES DESIGN AND DIMENSION REQUIREMENTS. I ALSO ACKNOWLEDGE MY DUTY TO CONFIRM PRODUCT AND INSTALLATION COMPLIANCE WITH ALL APPLICABLE FEDERAL, STATE AND LOCAL REGULATIONS AND STANDARDS.

**ANY MODIFIED UNITS ARE NON-RETURNABLE**

[ ] As drawn [ ] As marked

Signed: \_\_\_\_\_ Date: \_\_\_\_\_

Printed Name: \_\_\_\_\_

LEAD TIME WILL START UPON RECEIPT OF SIGNED APPROVAL DRAWING

FOR INTERNAL USE ONLY PROJECT SIGN OFF	
SALES	
ENG.	
FAB.	
POWER	

DISTRIBUTOR'S NAME:		P.O.#
VESTIL MANUFACTURING		X
DRAWN BY: WHR	DATE: 08/17/11	W.O.#
REFERENCE: X	SCALE: 1:12	X
QUOTED LEAD TIME: X	QUOTE #	SALES: X
	X	FILE NAME:
		32-007-014